



COUNTRY RESULTS FOR
Australia

Fearing WRONG

WHY WHAT DOESN'T SCARE US
SHOULD





World Vision is a Christian relief, development and advocacy organisation dedicated to working with children, families and communities to overcome poverty and injustice. Its 46,000 staff members in nearly 100 countries are committed to working with the world's most vulnerable people, regardless of religion, race, ethnicity, gender or sexual orientation.



Ipsos is the second largest survey based research company in the world and the largest such organisation owned and run by researchers. Our global operations extend over 6 continents with offices in 64 countries around the world. Ipsos is pleased to work on projects that bring important social and policy issues to light around the world.

About this document

This document has been designed to help you easily understand and interpret the results of the 2014 World Vision Public Opinion Survey on violence. Details of the methodology, sample size and the dates in which this research was carried out are included below:

Methodology:	Online
Fieldwork Dates:	July 17 th to July 23 rd , 2014
Sample size:	501

Within this report you will see results for this country compared to countries of similar economic standing and the combined total results for all countries surveyed. Comparators included within this report are:


	Description	Sample size
Developed	World Bank Classification: Gross National Income (GNI) per capita of \$12,746 or more	3507
Total	All 28 Countries included in the survey	11,331

The countries included in this study are:

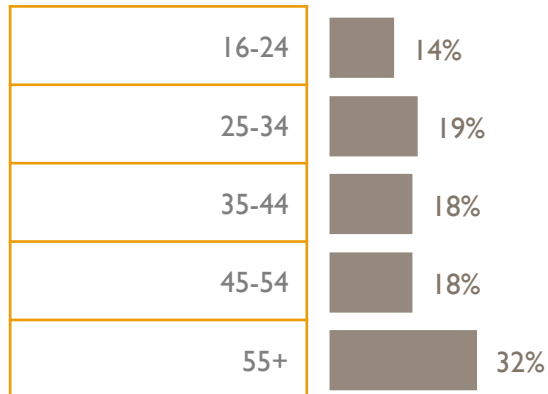
	Countries
Developed	Canada, USA, Australia, UK, Germany, Ireland, Japan
Upper-Middle-Income	Brazil, Dominican Republic, Ecuador, Malaysia, Mexico, Peru, South Africa, Thailand
Lower-Middle-Income	Bolivia, El Salvador, Guatemala, Honduras, Indonesia, Nicaragua, Philippines
Fragile States	Bangladesh, Colombia, DRC, Kenya, Lebanon, Pakistan

Demographic breakdown of respondents

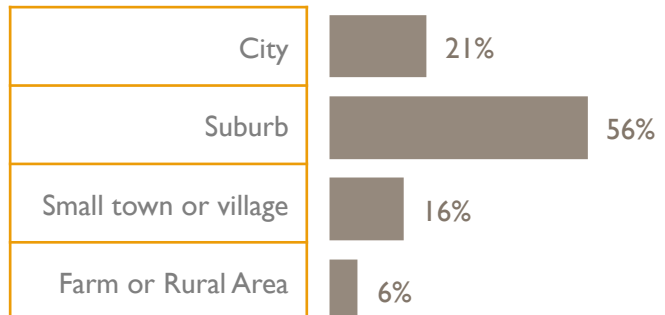
GENDER



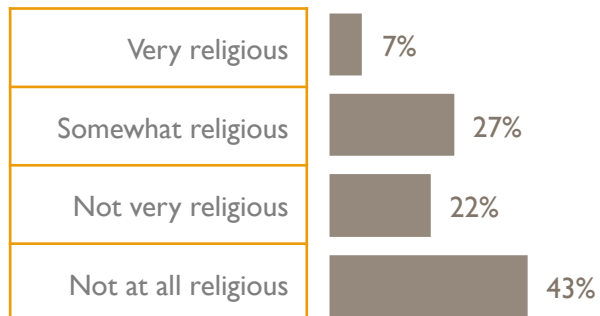
AGE OF RESPONDENT



AREA OF RESIDENCE



LEVEL OF RELIGIOUS AFFILIATION



CHILDREN IN THE HOUSEHOLD



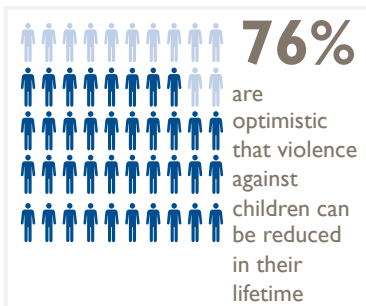
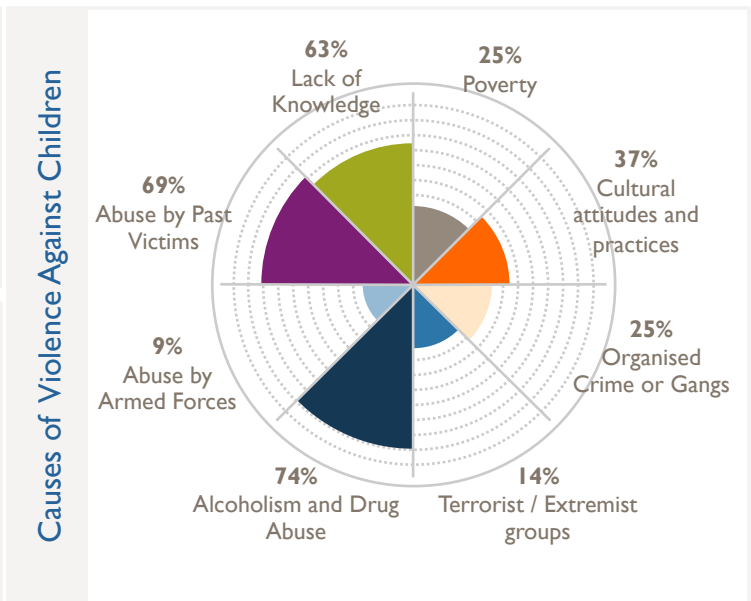
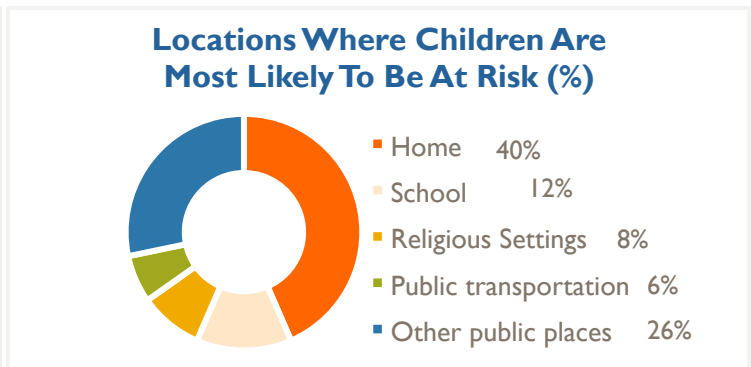
Experience and perceptions

AUSTRALIA



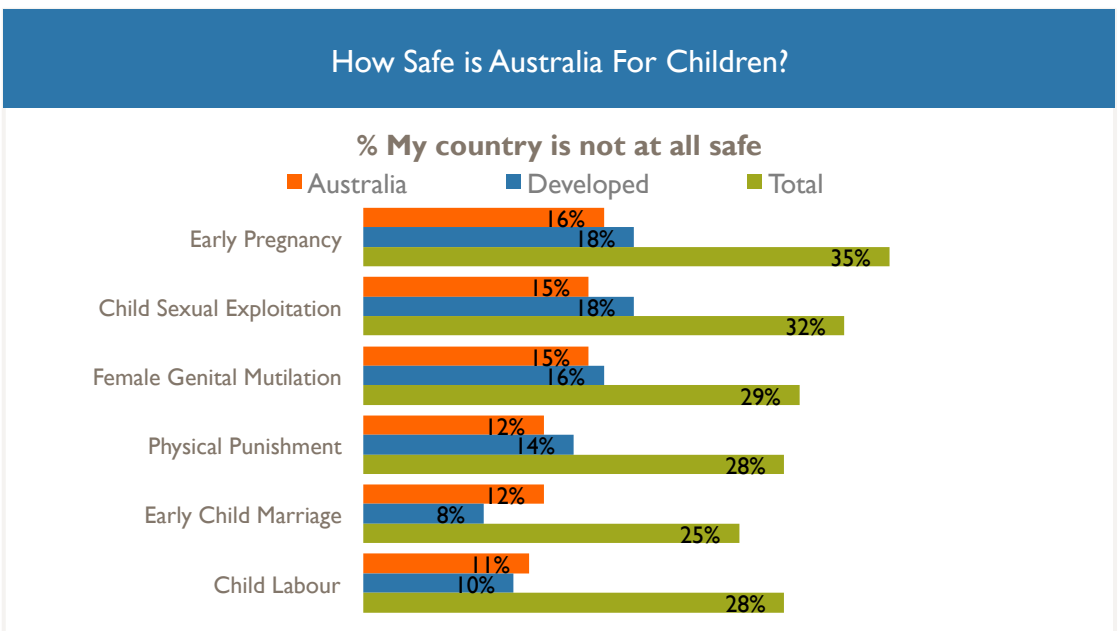
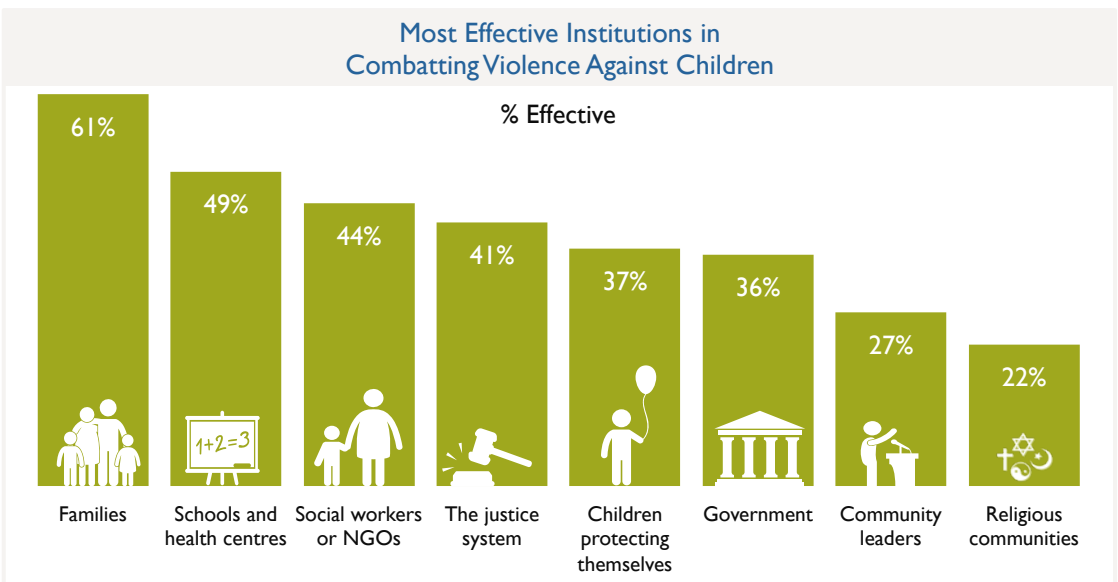
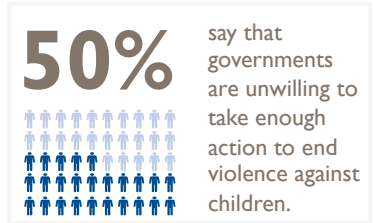
Most Common Forms of Violence

% Happens Very Often	Australia	Developed	Total
Behaviours among children	22%	23%	31%
Physical and Psychological Abuse	17%	16%	28%
Online Threats	17%	18%	25%



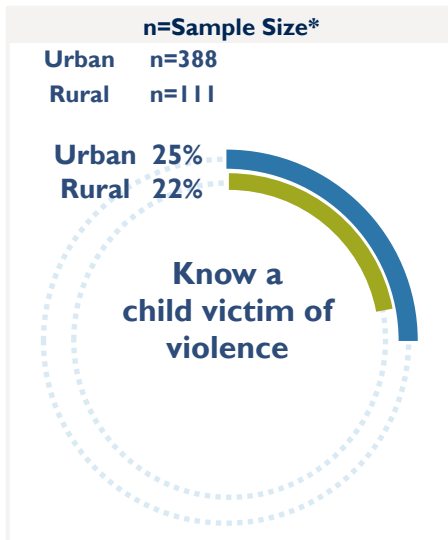
Addressing violence against children

AUSTRALIA



Experience and perception

AUSTRALIA



In the past five years urban residents feel that violence against children has ...

INCREASED ↑

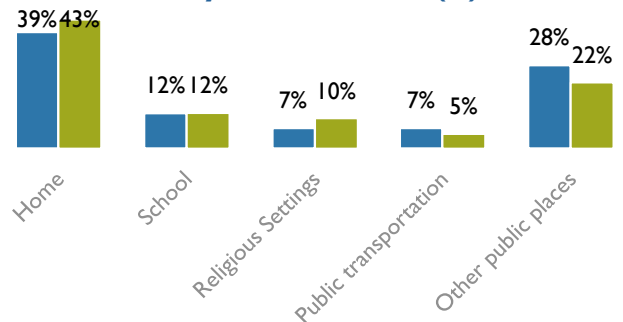
And rural residents feel that it has...

INCREASED ↑

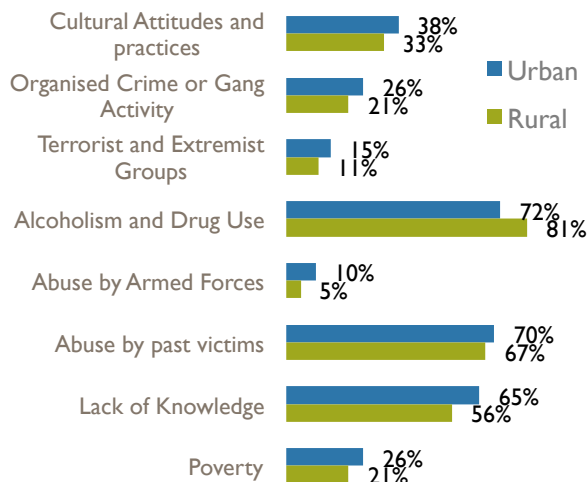
Most Common Forms of Violence

% Happens Very Often	Urban	Rural
	Behaviours among children	22%
Online Threats	18%	14%
Physical and Psychological Abuse	17%	15%

Locations Where Children Are Most Likely To Be At Risk (%)




Causes of Violence Against Children



7% urban residents and 13% rural residents

feel that a lot is being done to prevent violence against children in Australia.

75% Urban% 76% Rural%



are optimistic that violence against children can be reduced in their lifetime

*Please Note: Urban/Rural base sizes may be small due to underrepresentation in rural areas online in some markets. Please consider these results directional in nature, differences are not necessarily statistically significant.

Defining violence against children

In order to better understand how violence against children is perceived around the world, respondents in each country surveyed were asked to rate a list of various forms of violence against children. They were presented with a list generated by Ipsos Reid and World Vision to mirror the forms of violence defined by the United Nations.

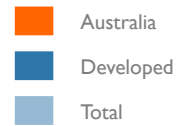
Each form of violence was rated by the respondent its harmfulness, lasting impact in the victim's life, which gender they feel is most affected by that form of violence and how common they perceive the form of violence to be in their country.

The following pages outline a summary of the harmfulness, impact and frequency by category of violence. The categories of violence represent an aggregate of multiple forms of violence centred as described in the table below.

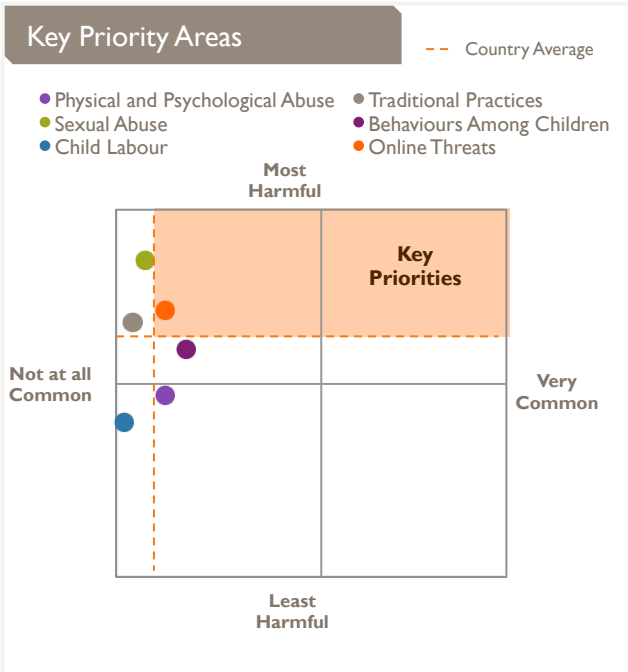
First we will look overall at a comparison between the categories to identify key priority areas, followed by a look within each category specifically against key comparators.

Categories of Violence	Forms of Violence Against Children
Physical and Psychological Abuse	Physical abuse
	Physical punishment
	Humiliation, threatening, scaring or ridiculing
	Failing to meet a child's basic needs even when possible to do so
Traditional practices	Punishing a child in solitary confinement, isolation or degrading conditions of detention
	Genital cutting
	Binding, scarring, burning or branding children
	Arranged marriage
	Physical punishment for retribution or honour
Sexual Behaviors	Accusing a child of witchcraft/performing an exorcism
	Forced intercourse
Behaviors among children	Forced prostitution/pornography
	Gang violence
Child Labor	Cyberbullying
	Making a child do work that may disrupt their education and/or physical, mental or social development
Online Threats	Making a child work to pay off family debts
	Exposing a child to violence, pornography or hate-speech online
	Tricking or luring a child on the internet into meeting strangers off-line for sex

Forms of violence



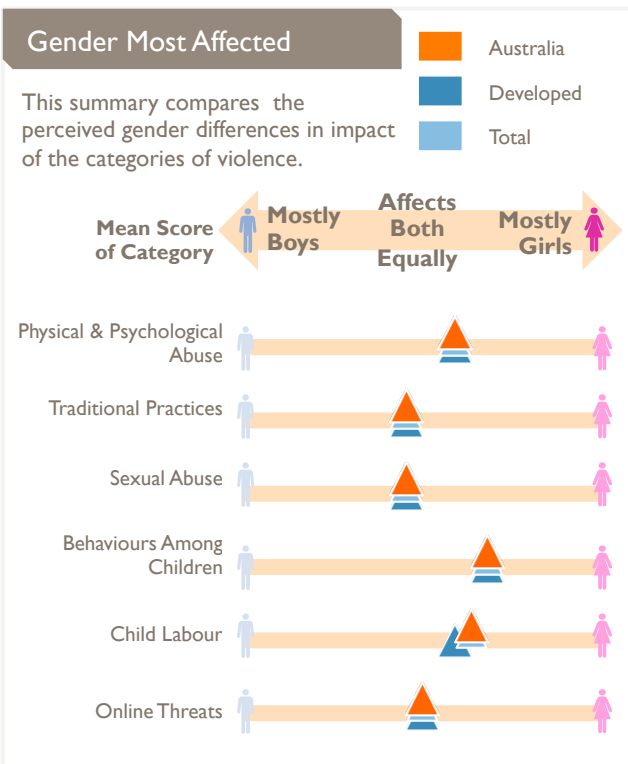
AUSTRALIA



Below is a ranking of the categories of violence compared to the ranking of key comparators to understand the ranking of key comparators to understand the differing priorities between the key audience of this report and the broader survey audience.

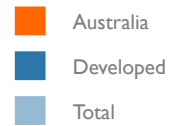
Category of Violence with the Highest Impact	Australia	Developed	Total
Rank			
Sexual Behaviours	1	1	1
Online Threats	2	2	2
Traditional Practices	3	4	4
Behaviours among children	4	3	3
Physical and Psychological Abuse	5	5	5
Child Labour	6	6	6

Most Harmful Category of Violence	Australia	Developed	Total
Rank			
Sexual Behaviours	1	1	1
Online Threats	2	2	2
Traditional Practices	3	3	4
Behaviours among children	4	4	3
Physical and Psychological Abuse	5	5	5
Child Labour	6	6	5

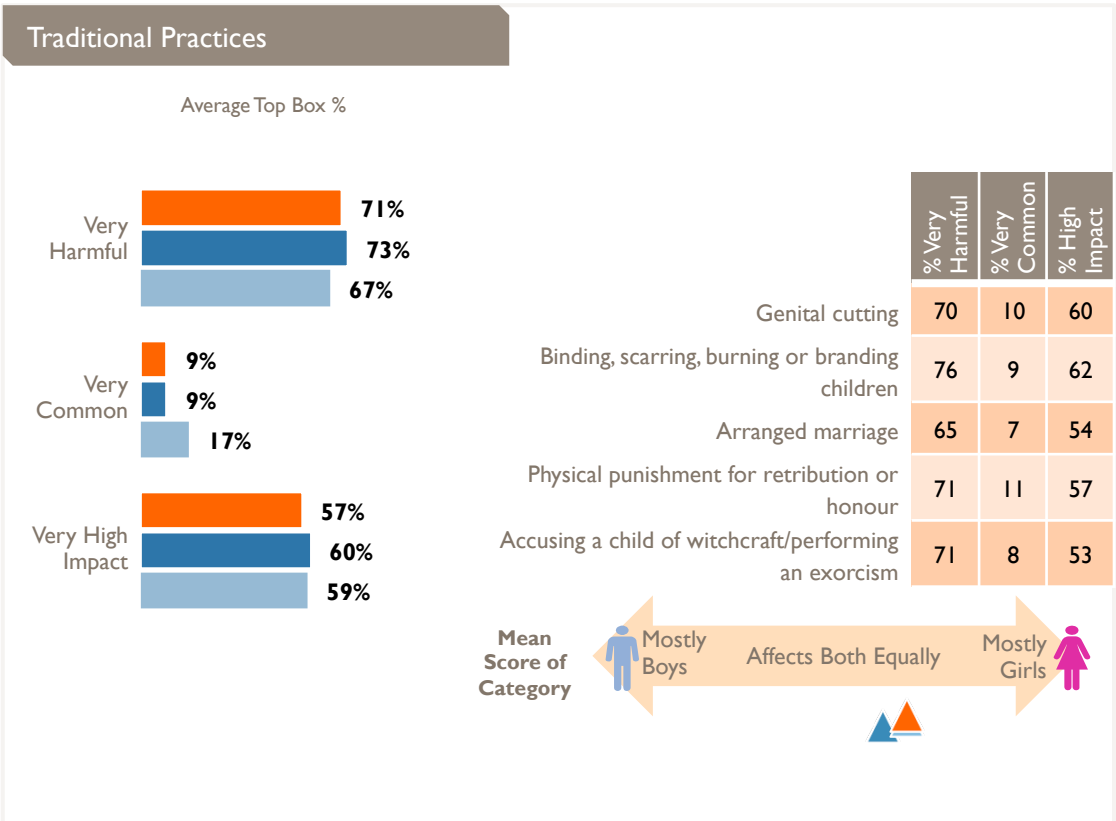
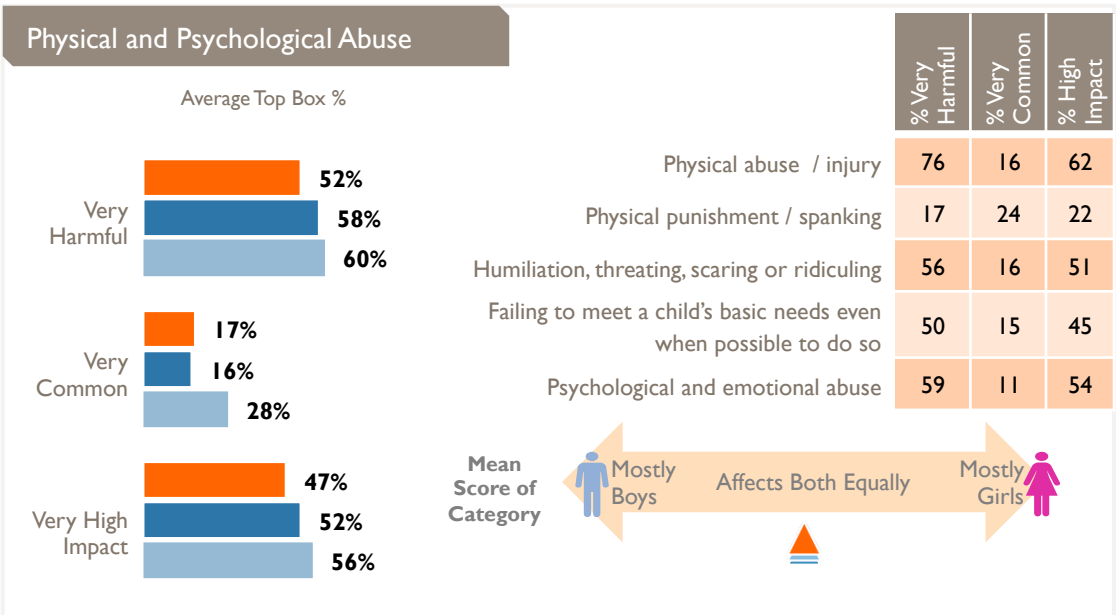


Most Common Category of Violence	Australia	Developed	Total
Rank			
Behaviours among children	1	1	1
Physical and Psychological Abuse	2	3	2
Online Threats	2	2	4
Sexual Behaviours	4	4	4
Traditional Practices	5	5	6
Child Labour	6	5	3

Forms of violence



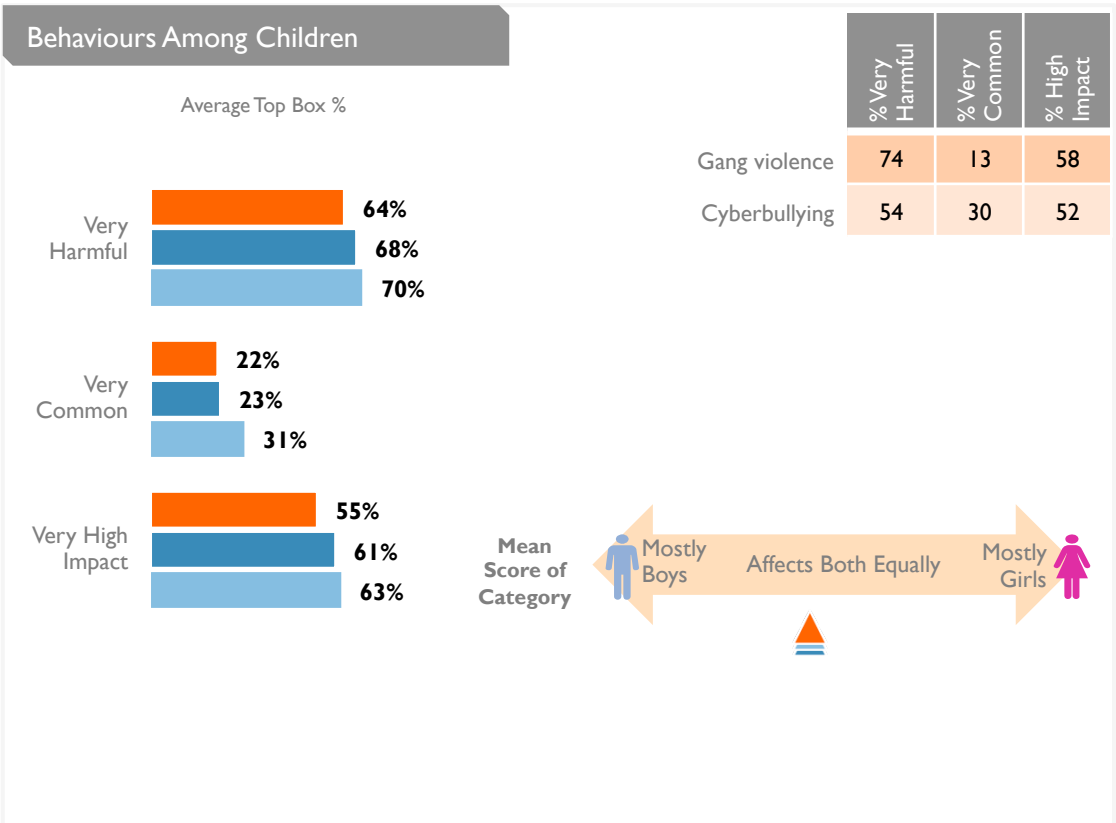
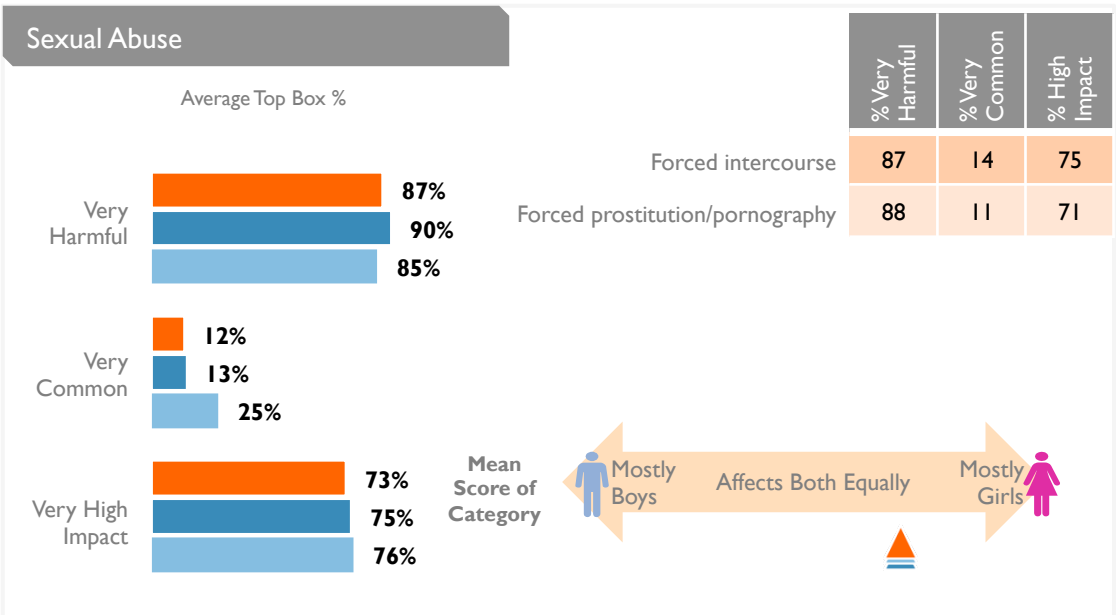
AUSTRALIA



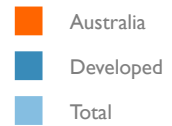
Forms of violence

- Australia
- Developed
- Total

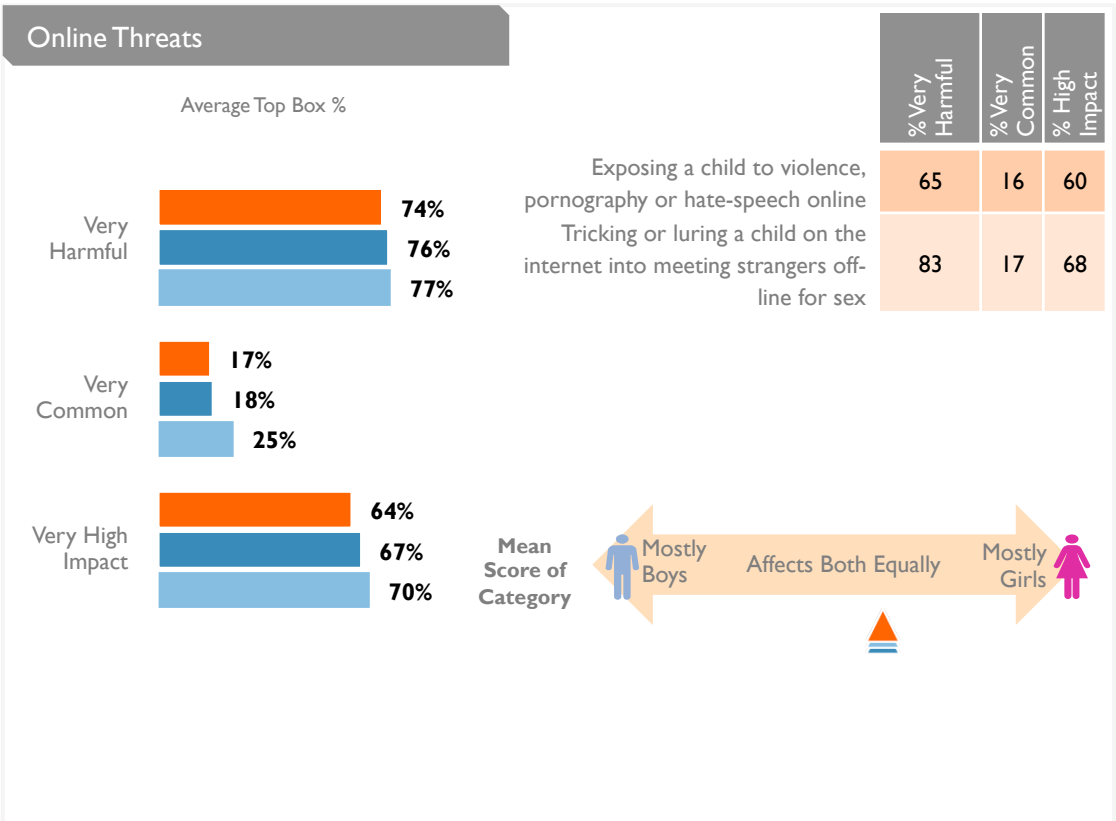
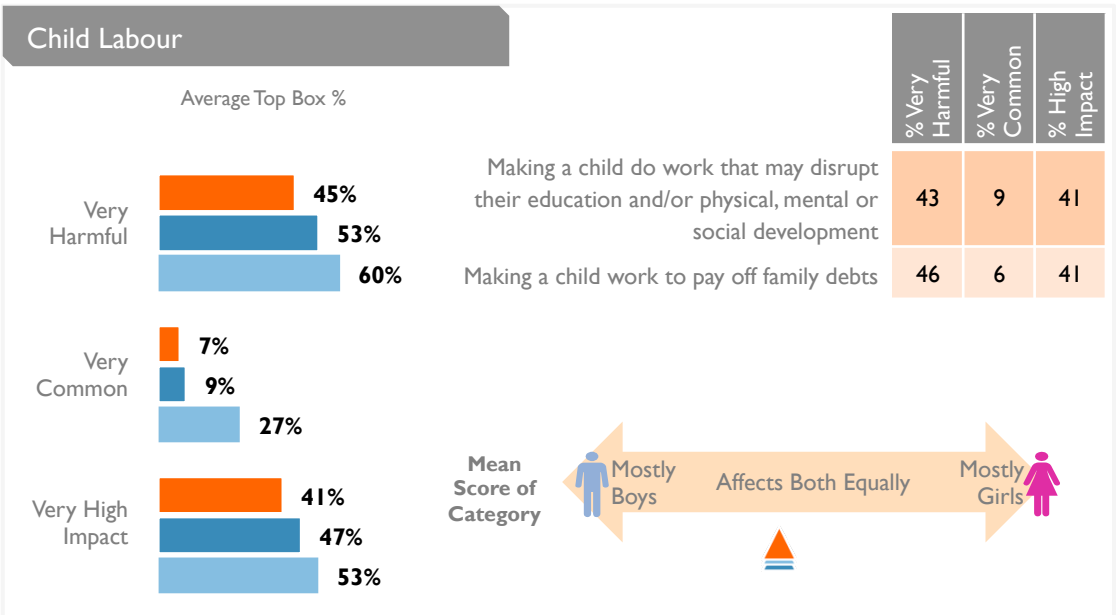
AUSTRALIA



Forms of violence

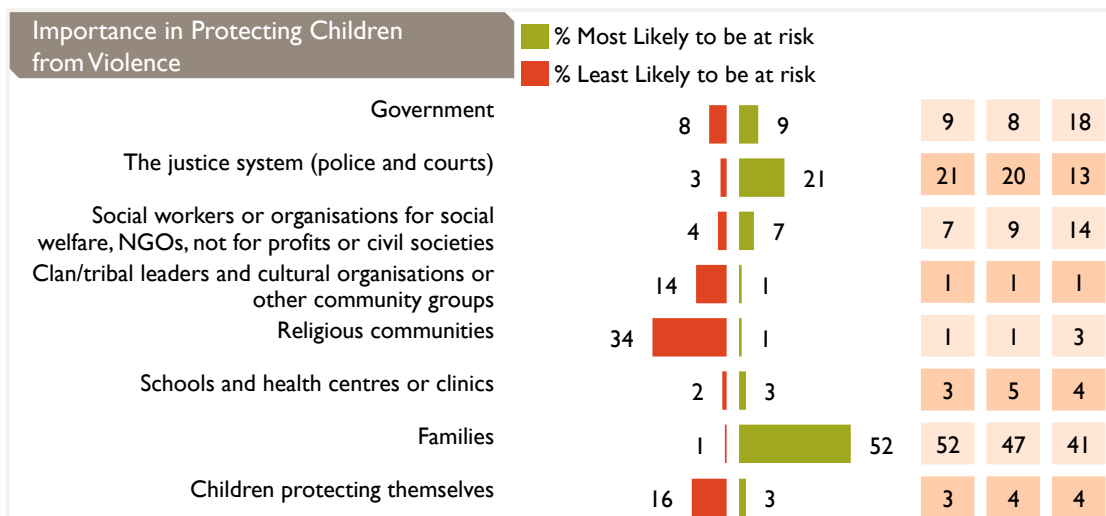
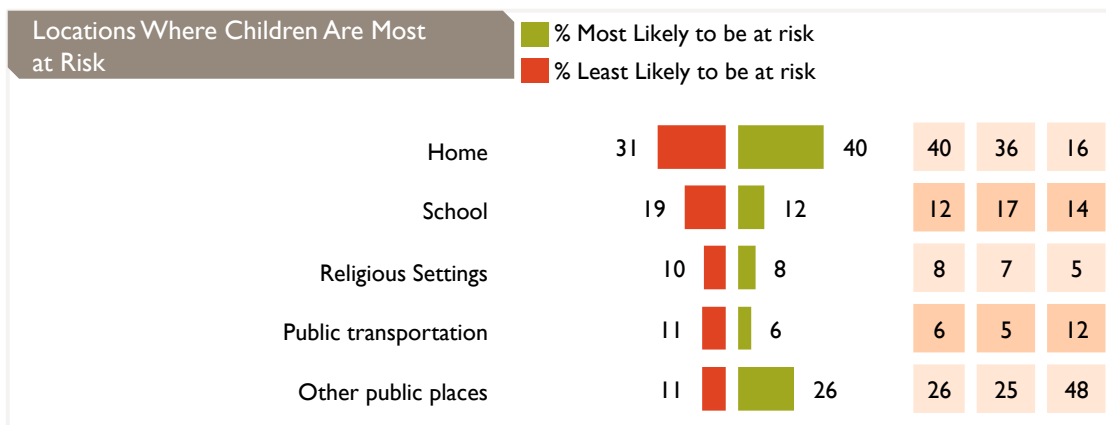
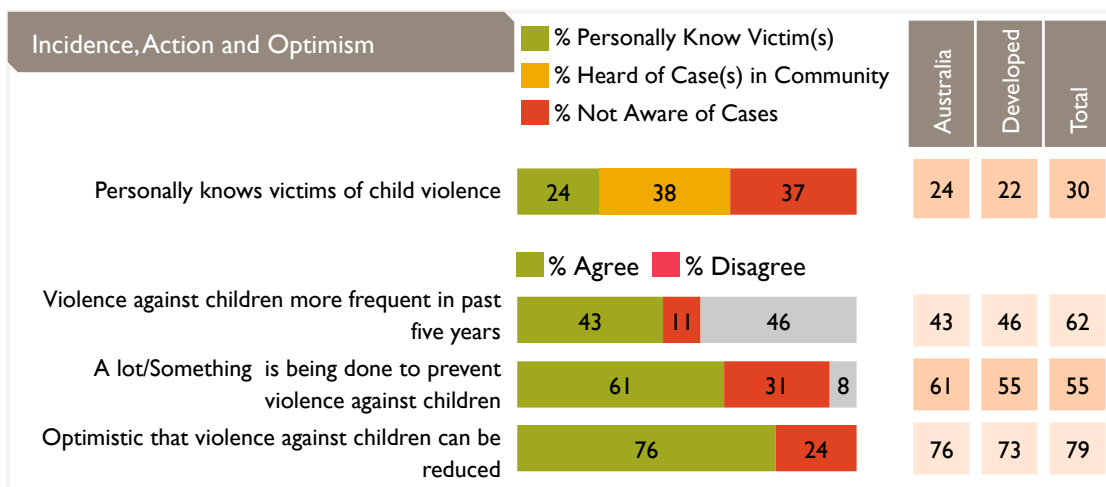


AUSTRALIA



Results in detail*

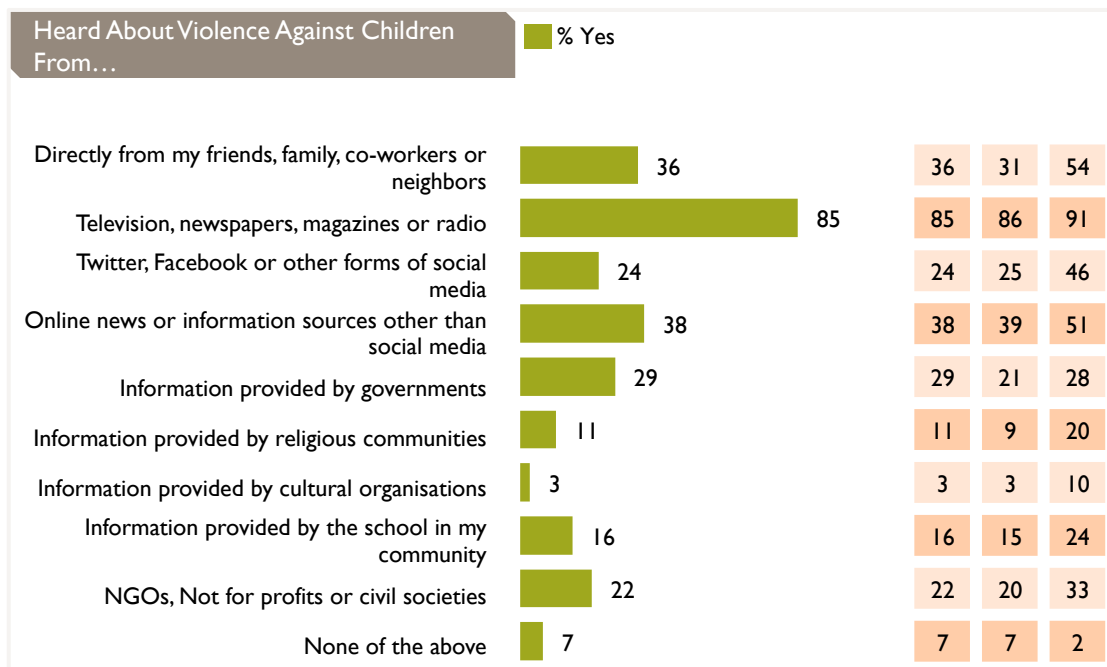
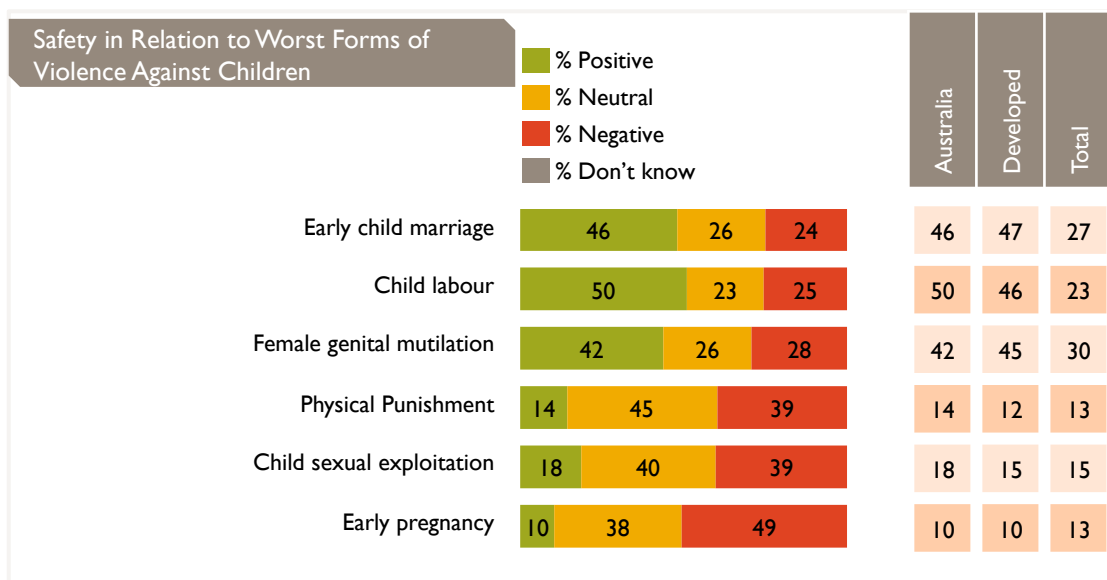
AUSTRALIA



*Percentage totals presented in the Results in detail may vary slightly from 100%, due to the rounding of totals to the nearest whole number.

Results in detail

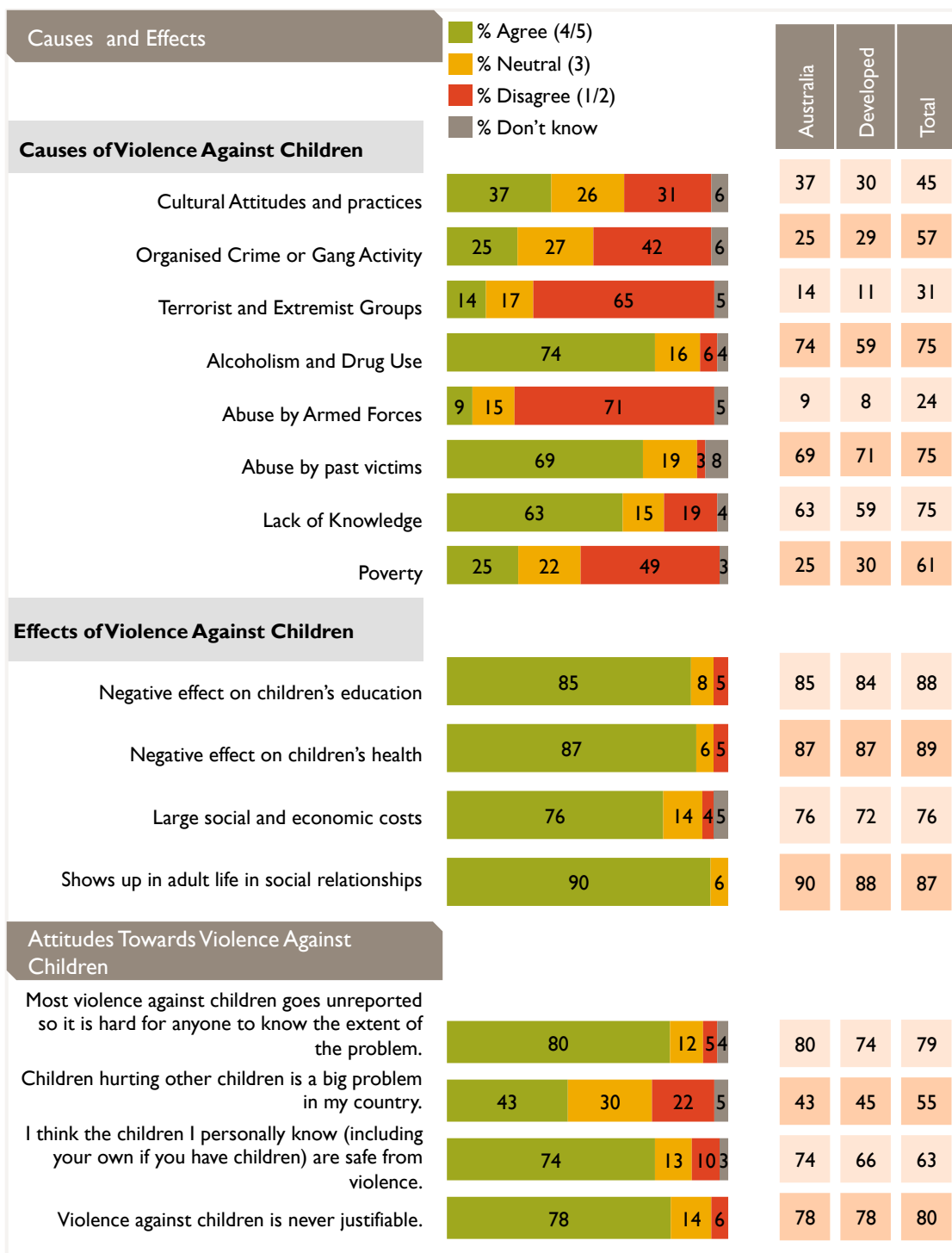
AUSTRALIA



Results in detail

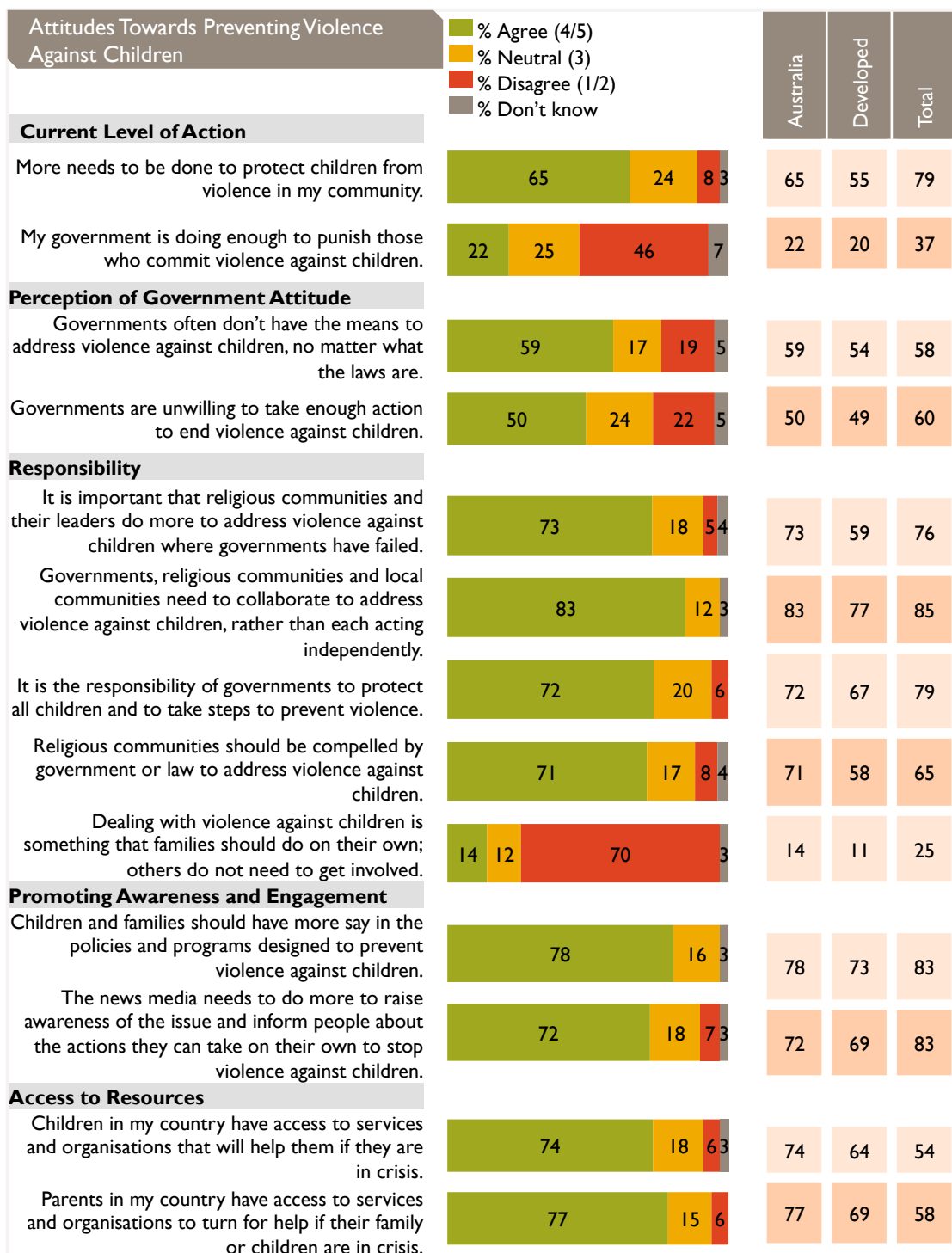
AUSTRALIA

% Agree



Results in detail

AUSTRALIA



Results in detail

AUSTRALIA

% Very Common

Frequency of Violence	<ul style="list-style-type: none"> ■ % Most common (6/7) ■ % Neutral (4/5) ■ % Least common (1/2/3) ■ % Don't know 				Australia	Developed	Total
	Physical and Psychological Abuse	31	37	27	5	31	30
Physical abuse	32	41	23	4	32	30	49
Physical punishment	45	35	16	4	45	41	55
Humiliation, threatening, scaring or ridiculing	30	38	27	5	30	31	45
Failing to meet a child's basic needs even when possible to do so	28	40	27	6	28	27	43
Punishing a child in solitary confinement, isolation or degrading conditions of detention	19	33	41	7	19	20	34
Traditional Practices	14	22	57	7	14	14	26
Genital cutting	15	25	53	7	15	14	24
Binding, scarring, burning or branding children	14	22	56	7	14	14	25
Arranged marriage	11	22	61	6	11	12	25
Physical punishment for retribution or honour	18	26	50	7	18	17	31
Accusing a child of witchcraft/performing an exorcism	13	17	64	6	13	12	24
Sexual Behaviors	20	32	42	7	20	21	38
Forced intercourse	24	35	35	7	24	24	40
Forced prostitution/pornography	16	29	49	7	16	19	37
Behaviors Among Children	39	35	22	5	39	39	48
Gang violence	24	38	32	6	24	29	50
Cyberbullying	54	31	11	4	54	50	46
Child Labor	14	30	50	6	14	15	42
Making a child do work that may disrupt their education and/or physical, mental or social development	16	33	45	6	16	17	45
Making a child work to pay off family debts	13	26	55	7	13	13	39
Online Threats	29	36	29	6	29	31	41
Exposing a child to violence, pornography or hate-speech online	31	36	28	6	31	34	42
Tricking or luring a child on the internet into meeting strangers off-line for sex	28	36	30	6	28	28	39

Results in detail

AUSTRALIA

		% Very Harmful			Australia	Developed	Total
Most Harmful Forms of Violence		% Very harmful (6/7)	% Neutral (4/5)	% Not at all harmful (1/2/3)			
Physical and Psychological Abuse		71	18	11	71	75	76
	Physical abuse	90		6	90	92	88
	Physical punishment	28	31	40	28	40	55
	Humiliation, threatening, scaring or ridiculing	80		4	80	81	80
	Failing to meet a child's basic needs even when possible to do so	77		20	77	77	76
	Punishing a child in solitary confinement, isolation or degrading conditions of detention	78		5	78	83	82
Traditional Practices		84		3	84	85	81
	Genital cutting	82		4	82	86	79
	Binding, scarring, burning or branding children	87		9	87	90	84
	Arranged marriage	82		3	82	79	79
	Physical punishment for retribution or honour	86		10	86	85	79
	Accusing a child of witchcraft/performing an exorcism	84		3	84	84	82
Sexual Behaviors		94		3	94	94	91
	Forced intercourse	93		4	93	94	91
	Forced prostitution/pornography	94		3	94	94	92
Behaviors Among Children		82		3	82	84	84
	Gang violence	88		9	88	89	88
	Cyberbullying	76		4	76	79	80
Child Labor		70		5	70	75	79
	Making a child do work that may disrupt their education and/or physical, mental or social development	71		4	71	76	80
	Making a child work to pay off family debts	70		6	70	73	78
Online Threats		88		9	88	88	88
	Exposing a child to violence, pornography or hate-speech online	82		3	82	82	85
	Tricking or luring a child on the internet into meeting strangers off-line for sex	93		5	93	93	90

Results in detail

AUSTRALIA

		% High Impact		
		Australia	Developed	Total
Most Lasting Impact of Violence		% High Impact (6/7) % Neutral (4/5) % Low Impact (1/2/3) % Don't know		
Physical and Psychological Abuse		64	21	13
Physical abuse		77	15	6
Physical punishment		34	29	36
Humiliation, threatening, scaring or ridiculing		71	20	8
Failing to meet a child's basic needs even when possible to do so		68	23	7
Punishing a child in solitary confinement, isolation or degrading conditions of detention		71	18	10
Traditional Practices		70	15	13
Genital cutting		71	14	14
Binding, scarring, burning or branding children		73	14	11
Arranged marriage		67	17	14
Physical punishment for retribution or honour		72	17	10
Accusing a child of witchcraft/performing an exorcism		69	13	15
Sexual Behaviors		81	11	7
Forced intercourse		82	10	6
Forced prostitution/pornography		80	11	8
Behaviors Among Children		75	18	6
Gang violence		74	17	7
Cyberbullying		75	19	5
Child Labor		60	25	14
Making a child do work that may disrupt their education and/or physical, mental or social development		60	26	12
Making a child work to pay off family debts		59	24	15
Online Threats		80	13	6
Exposing a child to violence, pornography or hate-speech online		77	15	7
Tricking or luring a child on the internet into meeting strangers off-line for sex		83	11	5

Results in detail

AUSTRALIA

Most Lasting Impact of Violence

		% Mostly Affects					
		Australia		Developed		Total	
		♂	♀	♂	♀	♂	♀
Physical and Psychological Abuse		6	3	5	3	8	8
	Physical abuse	10	3	7	4	10	8
	Physical punishment	8	3	7	3	9	7
	Humiliation, threatening, scaring or ridiculing	3	3	3	3	6	8
	Failing to meet a child's basic needs even when possible to do so	2	5	2	4	4	8
	Punishing a child in solitary confinement, isolation or degrading conditions of detention	5	4	5	3	11	7
Traditional Practices		5	32	4	30	9	22
	Genital cutting	13	42	12	45	20	26
	Binding, scarring, burning or branding children	5	19	3	16	8	11
	Arranged marriage	1	64	1	54	2	47
	Physical punishment for retribution or honour	5	23	5	21	9	14
	Accusing a child of witchcraft/performing an exorcism	1	14	1	14	4	12
Sexual Behaviors		1	37	1	39	3	39
	Forced intercourse	2	30	1	33	3	35
	Forced prostitution/pornography	1	45	1	46	2	44
Behaviors Among Children		20	12	18	9	20	14
	Gang violence	39	6	35	4	35	7
	Cyberbullying	1	17	2	14	5	20
Child Labor		12	6	12	5	15	8
	Making a child do work that may disrupt their education and/or physical, mental or social development	9	6	10	5	13	8
	Making a child work to pay off family debts	15	5	15	4	18	9
Online Threats		3	24	3	24	5	25
	Exposing a child to violence, pornography or hate-speech online	5	6	6	7	7	15
	Tricking or luring a child on the internet into meeting strangers off-line for sex	*	41	1	41	3	35